

Hey,

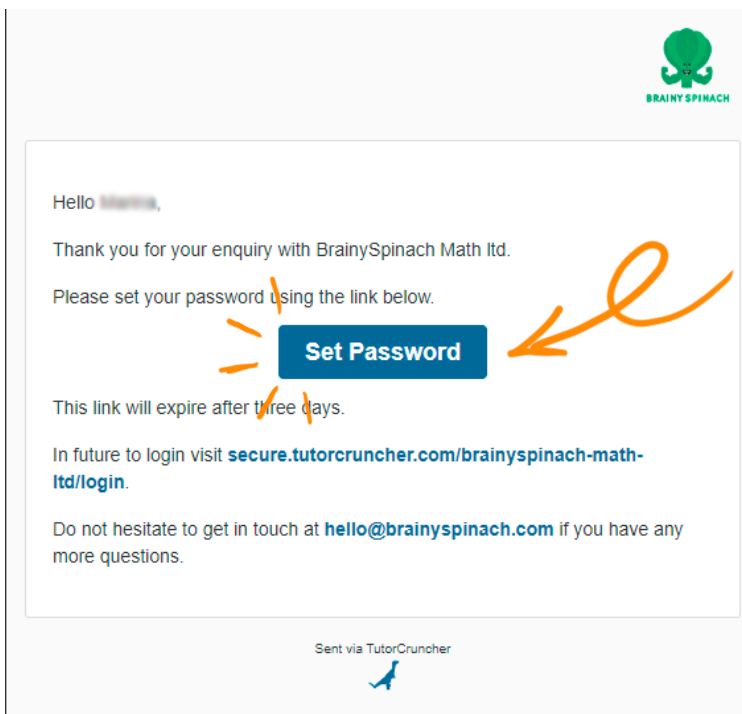
Thanks for signing up for one of my Roblox Classes! I'm Jon from BrainySpinach Maths. I'm looking forward to meeting you very soon, and in the meantime here's a detailed guide on how to prepare for your child's first session with me.

You might not need to do all of this, but I've tried to cover everything!


Preparation Guide for your very first BrainySpinach Maths Class

BrainySpinach Maths online lessons account:

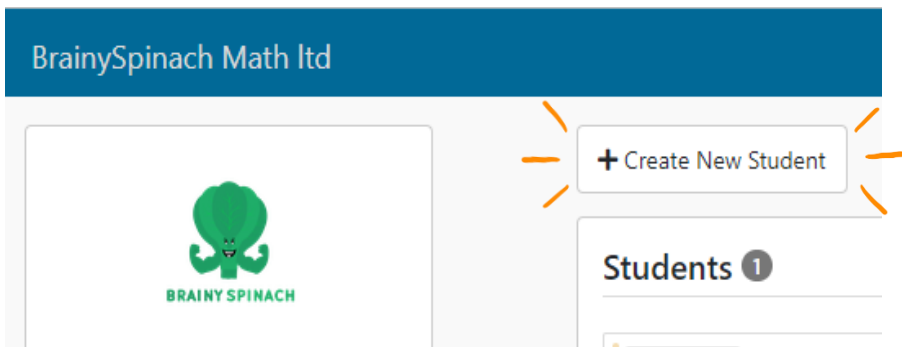
1. Create an account for online lessons
2. Sign up in [the contact form](#) to create an account. Make sure to fill in the "student name". It will automatically create a student account on the TutorCruncher
3. Go to your emails to set a password for your new account:



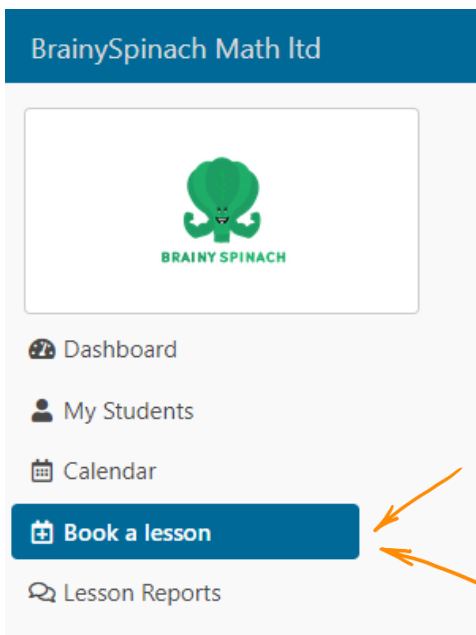
4. After setting up a password, login into your account. On the Dashboard you will see all the data you have entered in the contact form. Check if everything is correct.
5. Go to "My Students" tab to check whether the information is correct.




6. If it's empty please click on "create new student" and enter needed information:




7. To book a lesson go to "Book a Lesson" tab and choose a lesson.



8. Choose a student and click on "Join Lesson"







Find a rule - two step ×


£15.00
9 free spaces
23/09/2022, 18:30 - 19:30

1. **Students ***
 Show this lesson

2. →

9. If you would like to see Lessonspace go to the "LessonSpace Whiteboard" tab

-  Documents
-  Billing
-  **LessonSpace Whiteboard**
-  TutorCruncher Video


In this space your child will be participating in online lessons with BrainySpinach and other students.

10. To join any desired lesson, you can also go to [the schedule](#) on the website:

Are You Ready To Book?

Below you can see all the upcoming classes that are available to book. Reserve your place today to avoid disappointment.

THU 13	12:15	Thursday • Homeschool AM 9 spaces available
FRI 14	19:30	Friday • Basic Algebra 10 spaces available
SAT 15	17:00	Flag Wars! • Roblox Adventures! 10 spaces available
TUE 18	17:00	Tuesday • Roblox Afterschool Club 10 spaces available



Ensure a high-speed internet connection

1. Test your internet connection here: speedtest.net
2. How to evaluate the quality of your internet connection:



Minimum: 2 Mbps download speed / 128 Kbps upload speed

Recommended: 8 Mbps download speed / 512 kbps upload speed


Ensure you have a computer with a webcam & a built-in microphone

1. Test whether your webcam and microphone work. Either go to your TutorCruncher account and click on "LessonSpace Whiteboard" tab or go directly to [LessonSpace](https://www.lessonspace.com)
2. Allow the webpage to use your webcam and your microphone. Troubleshoot if needed
3. Click on "join". In this space your child will be participating in online lessons with BrainySpinach. They can play around with different tools to get familiar with how lessons will work.

Please choose one of the following device combos you'd like to use for the sessions

- Laptop / computer for both LessonSpace and playing Roblox
- Laptop / computer for LessonSpace, tablet / phone for playing Roblox
- Tablet / phone for LessonSpace, laptop / computer for playing Roblox

Ideally, your child should not use a tablet for both the LessonSpace session and playing Roblox. This is because if they try to play Roblox and be on a Zoom call at the same time on the tablet, it will be more difficult as he/she will not be able to talk over Zoom / use their camera whilst playing the



game.

Ensure you have Google Chrome or a browser of your choice installed and updated. I highly recommend having Google Chrome on a desktop device to ensure the best experience.

Create a Roblox account for your child

1. When creating an account please DO NOT use your child's real name within the username. To create an account, go to roblox.com and sign your child up:

ROBLOX

SIGN UP AND START HAVING FUN!

Birthday

Month Day Year

Username

Don't use your real name

Password

At least 8 characters


Gender (optional)

By clicking Sign Up, you are agreeing to the [Terms of Use](#) including the arbitration clause and you are acknowledging the [Privacy Policy](#).

Sign Up




ROBLOX ON YOUR DEVICE

2. Join the [BrainySpinach Maths Group](#)



BrainySpinach Math
By BrainySpinachMathYT
989 Members Elite Rank

About Store Affiliates


Description   

Welcome to BrainySpinach Maths! 🧑🎓

★ This is a group dedicated to all of my Maths Experiences, as well as a hangout spot for all of my Roblox Maths Camp students over on my website & YouTube channel! ★
[Read More](#)



[Previous Group Names](#)

3. Feel free to add me as a friend as well! Here's [my Roblox profile](#)

BrainySpinachMathYT 
@BrainySpinach
183 Friends 59 Followers 2 Following

[Message](#) [Add Friend](#)

About Creations


About  


Hi! I'm the creator of The Math Obby series, as well as the creator of the Roblox Maths Camp over on my website! Drop a comment on YouTube or message me here if you'd like to know more :)


[Previous usernames](#) [Report Abuse](#)

4. To practice Maths on your own you can go to the "Experiences" tab and click on The Math Obby:

Experiences


[BETA] The Math Obby
👍 80% 👤 2


The Math Obby - Times Tables
👍 71% 👤 0



5. To set up parental control on Roblox follow [this video instructions](#)

Other equipment for your child:

A pencil, rubber, pencil sharpener, and paper would be helpful to have to hand, but it is not essential

If you have any trouble, just let me know and I'll do my best to help. Please email hello@brainyspinach.com if you have any questions, and see you very soon!
